

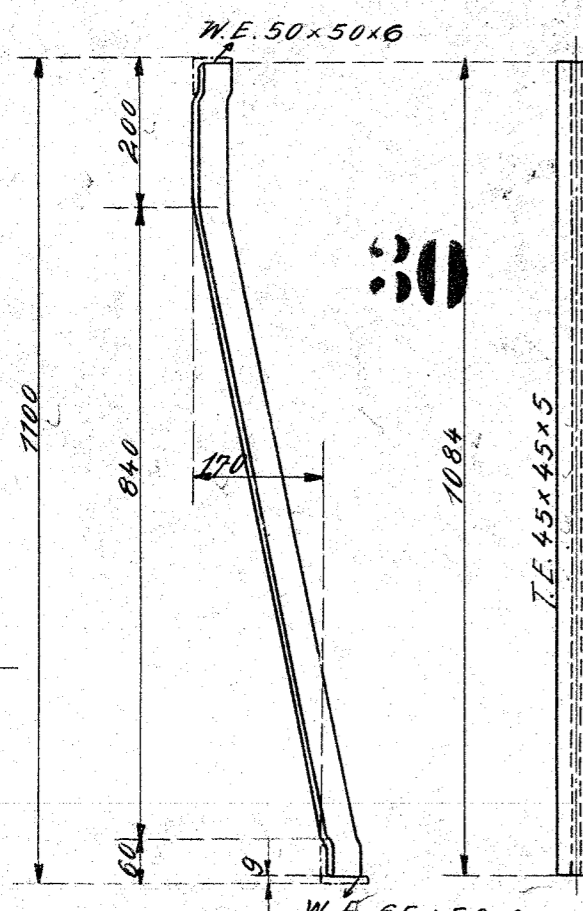



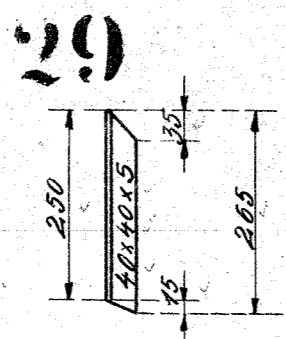

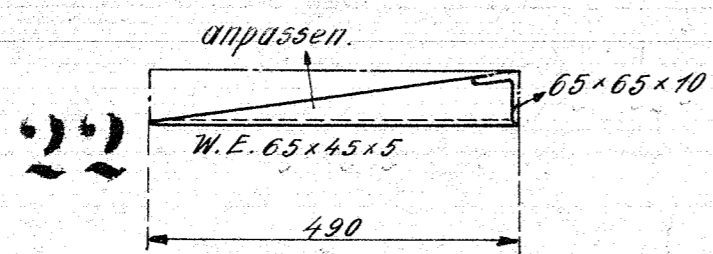
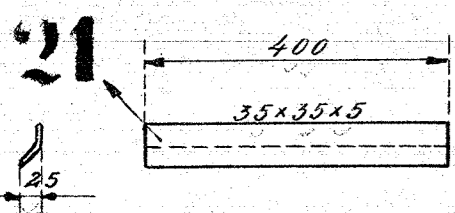
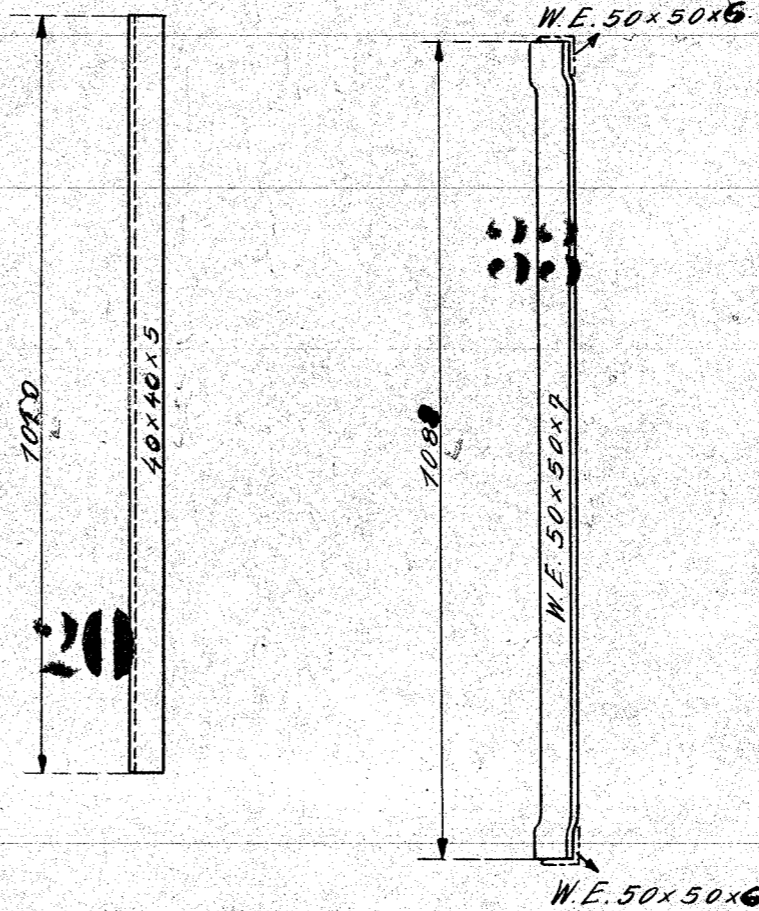
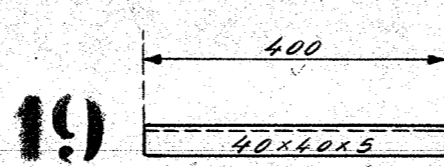

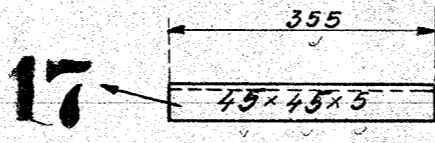



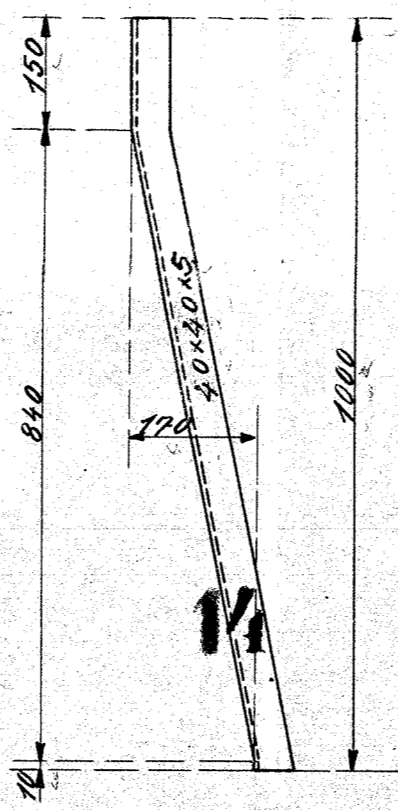




20227.



1	Winkel Eisen 50x50x6	33	Fl.-E.						
1	Winkel Eisen 80x40x8	32	Fl.-E.						
1	T. Eisen 70x35x6	31	Fl.-E.						
3	T. Eisen 45x45x5	30	Fl.-E.						H;KT
4	Winkel Eisen 40x40x5	29	Fl.-E.						
3	Winkel Eisen 40x40x5	28	Fl.-E.						
1	Winkel Eisen 65x65x10	27	Fl.-E.						
2	Flach Eisen 35x5	26	Fl.-E.						KT
2	Flach Eisen 35x5	25	Fl.-E.						KT
4	Flach Eisen 40x5	24	Fl.-E.						KT
4	Flach Eisen 26x4	23	Fl.-E.						KT
2	Winkel Eisen 65x45x5	22	Fl.-E.						
2	Winkel Eisen 35x35x5	21	Fl.-E.						
2	Winkel Eisen 40x40x5	20	Fl.-E.						
2	Winkel Eisen 40x40x5	19	Fl.-E.						
2	Winkel Eisen 45x45x5	18	Fl.-E.						H;KT
2	Winkel Eisen 45x45x5	17	Fl.-E.						
1	Winkel Eisen 40x40x5	16	Fl.-E.						
2	Winkel Eisen 40x40x5	15	Fl.-E.						
2	Winkel Eisen 40x40x5	14	Fl.-E.						
1	geschlossener Winkelrahmen	13	Fl.-E.						
1	geschlossener Winkelrahmen	12	Fl.-E.						

c	b	a	Benennung	Teil	Werkstoff	Bemerkungen	Modell od. Gesenk	Werkzeug	Schablone	roh fertig	Arbeitsverteilung
Stückzahlen										Stückgewicht	
			Ohne Bearbeitungszugabe								
			Mit Bearbeitungszugabe								
			Sonderbearbeitung								
			Nicht bearbeitet								
			Kratzen								
			Schruppen								
			Schlichten								
			Zeichnung ist genehmigt mit Schr. vom			Gesch.Nr.	Hauptzeichnung an: H;KT 337				
			2. Ausfertigung an:			3. Ausfertigung an:					
			4. Ausfertigung an:			5. Ausfertigung an: H;KT					
			Änderungen			gedändert	Zugehörige Zeichnungen:				
			Nr. Teil Art der Änderung	Schr. Nr. Datum	von am Lager	Nr.	Aufschrift.				
			Datum	Name							
			Gezeichnet	4.1.24		1-B-1 H.T. Lok.					
			Gepaust	H. Witt		HENSCHEL & SOHN G.m.b.H.					
			Geprüft	G. G. G.		CASSEL.					
			Normgeprüft			Abteilung: III					
			Maßstab: 1:10	Maße in mm	Ursprung: 2022/1/22						

Winkel z. Kohlenkasten.

10.45